

# GUEST GUIDEBOOK

# THE RESORT

AT GULF SHORES PLANTATION



400 Plantation Road  
Gulf Shores, Alabama 36542

Edited by Stephanie Dillon

# PROPERTY CHECK-IN FORM



Property Check – In Form  
Present to Security upon Arrival

## **Important Notes:**

1. Please fully complete the form prior to your arrival to the property.
2. Promptly present the **Completed Form** to Security upon arrival.
3. Please obey all property rules as they are strictly enforced by our on-site security.

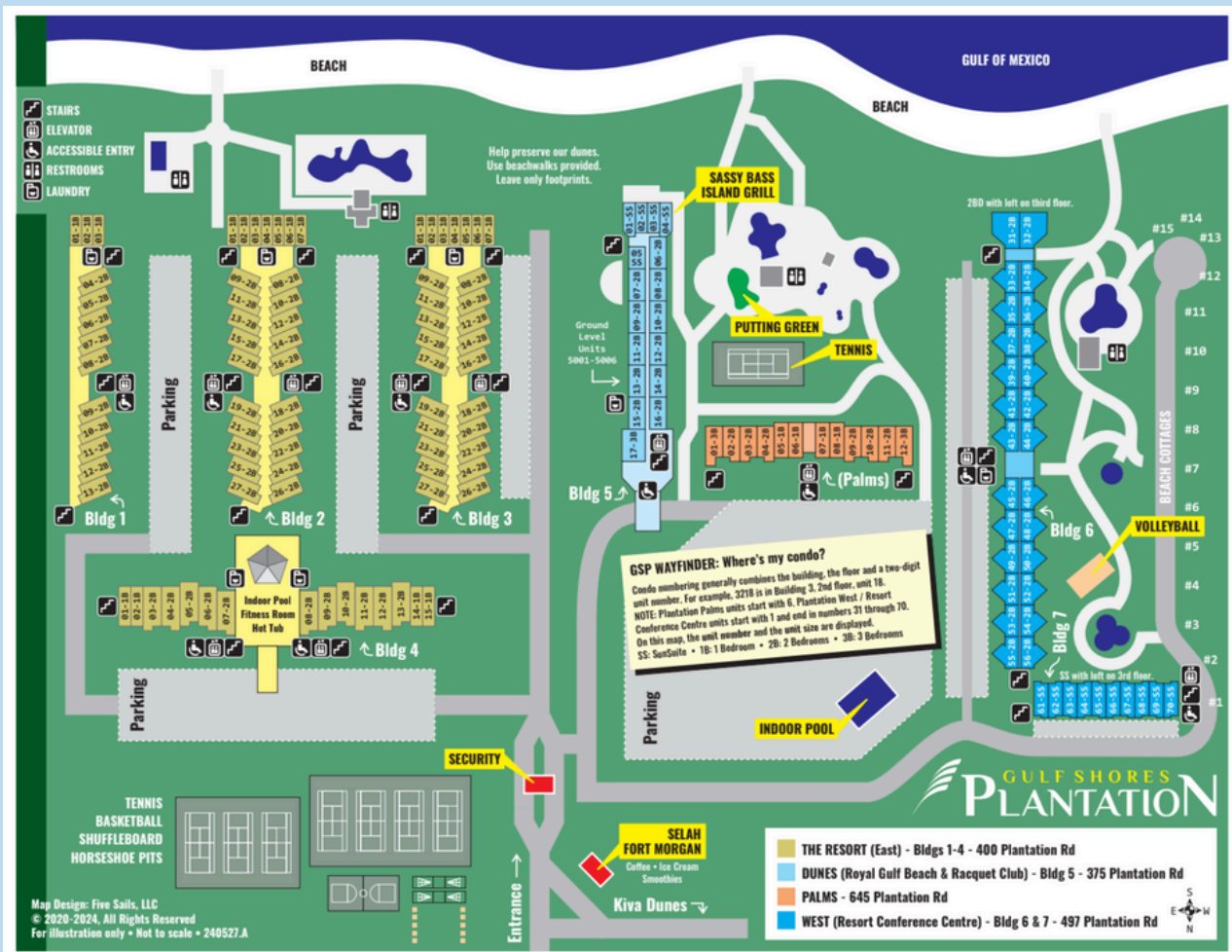
The check-in form is designed to reduce your wait time at check-in.  
Please help us help you by completing this form prior to your arrival.

## **Form Must Be Fully Completed**

This Property is Proudly Secured by:  
Gulf Coast Security, LLC

# INFORMATION ABOUT OUR RESORT

- Gulf Shores Plantation East, also known as Gulf Shores Plantation Phase 1, comprises Buildings 1, 2, 3 and 4 and was built in 1983.
- Gulf Shores Plantation is the collective name for all phases. Special thanks to Chip Bush for creating the map below. To view the most updated version available please click on the following link:  
[https://drive.google.com/file/d/1Ns1TdZQhkvpArzKxxk-addnDebq5xFAV/view?fbclid=IwAR2n05RLUDtWrO\\_tGFy9V2T8sw-VPIUj-NAwEZdRR485pCf06qCqX3KCcbc](https://drive.google.com/file/d/1Ns1TdZQhkvpArzKxxk-addnDebq5xFAV/view?fbclid=IwAR2n05RLUDtWrO_tGFy9V2T8sw-VPIUj-NAwEZdRR485pCf06qCqX3KCcbc).
- In 2018, the State of Alabama used funds remaining from the settlement of the BP oil spill to acquire nearly a mile of undeveloped land for conservation to our East. This is a conservation area which means the area cannot be developed. Read more about the recovery efforts here:  
<https://www.al.com/news/mobile/2020/04/10-years-after-deepwater-horizon-disaster-along-alabamas-gulf-coast-questions-and-work-go-on.html>





# BUILDING GUIDE





Please note that The Resort at GSP (Phase 1) amenities listed below are provided exclusively for the use of guests and owners staying in Buildings 1, 2, 3 and 4.



Pools, Hot Tub, Fitness Room, Steam Room, Sauna and Meeting Room hours are 7 AM-10 PM each day.

# RULES & REGULATIONS

1. Refrain from any behavior that might disturb the enjoyment of other guests.
2. Do not hang any items (including towels) on the balcony railings or on any part of the building or parts thereof.
3. Animals are not allowed anywhere on property other than Service Animal defined by Title II and Title III of the ADA.
4. Fireworks are not allowed anywhere on property, boardwalk, or the beach.
5. Scooters, bikes, skateboards, or rollerblades are not allowed in buildings, tennis courts, pools, or hot tub areas.
6. There is a 10-mph speed limit, unless otherwise posted, while driving on property.
7. No personal grills are allowed on property.
8. Do not feed or approach any wildlife on the premises.
9. No items (including personal) can be stored at any time in any common area of the building such as stairwells, hallways, lobbies, pools or restrooms nor the beach an hour after sunset. They will be confiscated & not returned.
10. The Association is not responsible for any lost or stolen property.
11. Fires are not allowed on any portion of the property or the beach.
12. No smoking allowed in common areas, corridors, hallways, balconies, pool areas, hot tub areas nor inside buildings. Smoking in designated areas only.
13. Quiet hours are from 10 PM to 7 AM. Please be considerate of others and refrain from loud music, loud noises or running through the hallways.
14. Areas outside the units are common areas & are managed & governed by the Association. No items are allowed to be hung or displayed without Association approval.
15. Return luggage and utility carts to the designated areas after using and never take luggage and/or grocery carts inside the condo, to the pool, hot tubs, or beach.
16. DO NOT place garbage or trash outside the dumpster.
17. Exercise rooms, saunas and steam room age requirement for use is 16 years or older.
18. Beach wheelchairs may not be stored in the hallways or stairwells of the buildings. Please contact security to find out the appropriate storage area @ (251) 201-6010.
19. No tents are allowed in front of the rental lounges on the beach.

# RULES & REGULATIONS

## Pool & Hot Tubs

1. Pools & hot tub hours are 7 AM-10 PM; this rule is strictly enforced.
2. Horseplay is not allowed in or around the pool area.
3. Glassware is not allowed in the gated areas of the pools or hot tubs.
4. Diving is not allowed in the pool or hot tubs
5. Music at the pools requires headphones or earbuds to be worn. Music must not be played loud.
6. No one under the age of 12 is allowed in hot tubs.
7. Children 12 or under must be accompanied by an adult in the pool area.
8. There are no lifeguards on duty at the pools or beach. SWIM AT YOUR OWN RISK!
9. No babies or non-toilet trained children are allowed in pools unless they are wearing "Pull-ups", "Swimmers", swim diapers or similar protection against contaminating the pool. Feces in a pool will cause the pool to be closed to ALL for up to 24 hours for clean-up (per Baldwin County Health Department Regulations) AND parents may be charged the cost of the clean-up.
10. Security has the authority to enforce all rules.

## Parking Lot

1. Registration certification must appear in plain sight on the dash of the car or car will be towed at the owner's expense.
2. Only park in designated areas. The Association is not responsible for any damage that occurs to your vehicle while parked on the property.

## Violation of Property Rules/Regulations

1. First a written warning will be issued to owners/guests violating a property rule or regulation.
2. The second violation by a guest could result in eviction, depending on the violation. Security has the authority to remove guests from the property at their discretion. This can occur at the time of the first violation or any time after.

## Reporting Issues

1. Emergency: Dial 911 or Gulf Coast Security, LLC (251) 201-6010.
2. Issues inside your unit: Contact your rental company or the owner who you rented from.
3. Issues on Property:
  - The Resort at Gulf Shores Plantation- (251) 228-4343
4. Issues with cable, internet, or phone please contact the number below:
  - Secure Vision- (251) 967-4455



# Wi-Fi Information



To access public Wi-Fi in the outdoor pool areas:

**GSP Common** Password - **SVIwifiGSP**

To access public Wi-Fi in the indoor amenities area:

1. **GSP Fitness Ctr** Password - **fitnessroom**
2. **GSP\_Bld4\_Indoorpool** Password - **pooltime**

Please access the "**in unit Wi-Fi**" rather than public Wi-Fi **when inside the unit**. If you have an internet or cable concern during your stay, contact who you rented the unit through.

# Cable Information

## SecureVision Basic Plus/W Package with HD

A&E	HD 118	HITN	SD 880	<b>LOCAL CHANNELS</b>	
American Movie Classics	HD 131	Home & Garden TV	HD 112	WALA-FOX	010-00
America's Voice	SD 219	Home Shopping Network	HD 287	WAWD-BEACHTV	049-00
Animal Planet	HD 184	Home Shopping Network 2	SD 226	WEAR-ABC	003-00
AXS TV	HD 167	In Country Television	SD 230	WEIQ-APT	042-00
Baby First TV	SD 823	Independent Film Channel	HD 133	WFBD-BLABTV	048-00
Binge TV	SD 218	Inspirational TV	SD 259	WFGX-MY35	035-00
Bounce	SD 359	Investigation Discovery	HD 192	WFNA-CW	055-00
Bravo	HD 129	ION	SD 250	WHBR-CTN	033-00
Buy TV	SD 84	Jewelry Television	SD 227	WJTC-UTV44	044-00
Buzzer	SD 245	Justice Central TV	SD 240	WKRG-CBS	005-00
BYU Television	SD 9403	Law and Crime	HD 252	WPNI-NBC	015-00
Cartoon Network	HD 176	Lifetime	HD 108	WSRE-FPT	023-00
Cartoon Network West	SD 177	Link TV	SD 9410		
CGTN SPANISH/FRENCH	SD 884	MeTV	SD 247		
China Network News	SD 279	Motor Trend	HD 246		
Christian TV Network	SD 267	MSNBC	HD 209		
Circle	HD 370	MTV	HD 160		
CNBC	HD 208	MTV Live	HD 369		
CNN	HD 200	MTV2	SD 161		
CNN Headline News	HD 202	NASA TV	SD 286		
Comedy Central	HD 107	National Geographic	HD 197		
COMET	HD 289	NEWSMAX	SD 216		
Country Music TV	HD 166	NewsNation	HD 239		
Cozi TV	SD 253	Nickelodeon	HD 170		
CSPAN	SD 210	Nickelodeon West	SD 171		
CSPAN 2	SD 211	Paramount Network	HD 241		
Daystar	SD 263	Pop TV	HD 117		
Deal	SD 278	Pursuit TV	SD 393		
Discovery Channel	HD 182	Quality Value Choice	HD 137		
Dish CD 32 Channels	950-981	QVC2	SD 255		
Disney (East)	HD 172	Recipe TV	SD 284		
Disney (West)	SD 173	Reelz	HD 299		
E! Entertainment TV	HD 114	Renew	SD 9644		
ENLACE	SD 9411	SALE	SD 225		
EPIC	SD 224	SEC-ESPN	HD 404-01 - 404-03		
ESPN	HD 140	SMART TV	SD 276		
ESPN 2	HD 143	Sonlife Network	SD 257		
ESPN U	HD 141	Start TV	SD 291		
ESPNews	HD 142	SyFy Channel	HD 122		
Eternal World TV	SD 261	TBN Inspire	SD 258		
Extra	SD 221	TBS	HD 139		
Family Movie Classics	SD 387	The Cowboy Channel	SD 232		
FETV	SD 82	The Impact Network	264		
FM	SD 243	The Learning Channel	HD 183		
Food Network	HD 110	The Travel Channel	HD 196		
FOX Business News	HD 206	The Weather Channel	HD 214		
Fox News	HD 205	Three Angels Network	SD 9393		
Fox Sports 1	HD 150	TNT	HD 138		
Free Preview Info	SD 103	TRINITY NETWORK	SD 258		
Free Speech TV	SD 9415	Tru TV	HD 242		
Freeform	HD 180	TV Games (Horse Racing)	SD 399		
Fuse	HD 164	TV Games 2 (Horse Racing)	SD 398		
FX	HD 136	TV Land	SD 106		
FXX	HD 125	USA Network	HD 105		
GAC Living	SD 248	VALU	SD 104		
Gem Shopping Network	HD 229	VH-1	HD 162		
getTV	SD 373	V-Me (Spanish PBS)	SD 881		
GRIOT	SD 360	Weather Nation	HD 215		
Grit	SD 217	Women's Entertainment	HD 128		
Heroes & Icons	SD 293	World Fishing Network	SD 394		

# SECUREVISION

# Cable Information

## SecureVision Basic Plus/W Package with HD

CD Music Channels 819-821 & 950-98	
Sirius/XM Met Opera Radio	99-75
Sirius/XM (147) Viva	99-91
Sirius/XM (150) Caliente	99-95
Sirius/XM (151) Aguila	99-94
Sirius/XM (523) Caricia	99-96
Sirius/XM 1st Wave	99-33
Sirius/XM 40s Junction	99-73
Sirius/XM 50s on 5	99-05
Sirius/XM 60s on 6	99-06
Sirius/XM 70s on 7	99-07
Sirius/XM 80s on 8	99-08
Sirius/XM 90s on 9	99-09
Sirius/XM Alt Nation	99-36
Sirius/XM BB King's Bluesville	99-74
Sirius/XM Blugrass Junction	99-62
Sirius/XM BPM	99-51
Sirius/XM Chill	99-53
Sirius/XM Classic Rewind	99-25
Sirius/XM Classic Vinyl	99-26
Sirius/XM Coffee House	99-14
Sirius/XM Deep Tracks	99-27
Sirius/XM E Street Radio	99-20
Sirius/XM Electric Area	99-52
Sirius/XM Elvis Radio	99-19
Sirius/XM enLighten	99-65
Sirius/XM Escape	99-69
Sirius/XM Faction	99-41
Sirius/XM FLY	99-47
Sirius/XM Hair Nation	99-39
Sirius/XM Heart & Soul	99-48
Sirius/XM Hip-Hop Nation	99-44
Sirius/XM Hits 1	99-02
Sirius/XM Jam_ON	99-29
Sirius/XM Liquid Metal	99-40
Sirius/XM Lithium	99-34
Sirius/XM Love	99-70
Sirius/XM Octane	99-37
Sirius/XM On Broadway	99-72
Sirius/XM Outlaw Country	99-60
Sirius/XM Ozzy's Boneyard	99-38
Sirius/XM Pearl Jam Radio	99-22
Sirius/XM PitBull Globalization	99-04
Sirius/XM Pop2K	99-10
Sirius/XM Praise	99-64
Sirius/XM Prime Country	99-58
Sirius/XM Radio Margaritaville	99-24
Sirius/XM Real Jazz	99-67
Sirius/XM Rock the Bells Radio	99-43
Sirius/XM Shade 45	99-45
Sirius/XM Sirusly Sinatra	99-71
Sirius/XM Soul Town	99-49
Sirius/XM Spa	99-68
Sirius/XM Spectrum	99-28
Sirius/XM Studio 54 Radio	99-54
Sirius/XM Symphony Hall	99-76
Sirius/XM The Blend	99-16
Sirius/XM The Bridge	99-32
Sirius/XM The Grateful Dead	99-23
Sirius/XM The Groove	99-50
Sirius/XM The Heat	99-46
Sirius/XM The Highway	99-56
Sirius/XM The Joint	99-42
Sirius/XM The Loft	99-30
Sirius/XM The Message	99-63
Sirius/XM The Pulse	99-15
Sirius/XM Underground Garage	99-21
Sirius/XM Utopia	99-55
Sirius/XM Watercolors	99-66
Sirius/XM Willie's Roadhouse	99-59
Sirius/XM XMU	99-35
Sirius/XM Y2Kountry	99-57



Any Wi-Fi enabled device is able to connect to the internet via SecureVision Wi-Fi service.

### Please note:

Some devices have a physical toggle switch to turn the wireless on or off. Other devices use keyboard hotkeys to toggle wireless on and off. Wireless must be turned ON in order to complete steps 3 through 8.


These instructions are a general guide. It may be necessary to refer to user manual for the device(s) for further details.

### To connect to the internet:

- 1 Confirm that wireless capable device is powered on.
- 2 Confirm that wireless (Wi-Fi) is active on the device.
- 3 Open wireless control center on the device.
- 4 View available wireless networks on the device.
- 5 Find the wireless (Wi-Fi) access point that is associated with your location.
- 6 Select the "connect" option for that wireless (Wi-Fi) network.
- 7 No login is required to use the SecureVision open wireless service.
- 8 Open a browser session to verify connection to internet.

**For Assistance Call Us at 251.967.4455**






# Laundry



Laundry machines have the ability to pay via quarters, credit card or app (each machine has a different number and QR code) through the system installed on the second floor of Buildings 1, 2 and 3 and in Building 4 East and Building 4 West laundry rooms. Each machine is \$2.50.

- **How to use the laundry via The Laundry BOSS app:**

- Download "The Laundry BOSS" app on your device
- Sign up on app and add credit card
- Scan appropriate washing machine or dryer QR code
- Add to basket
- Check out
- Buttons on machine you chose will light up for you to select your preferences on machine



## Machine Number

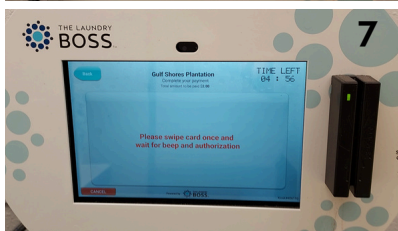
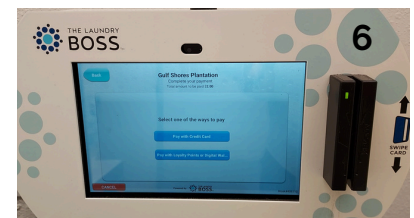
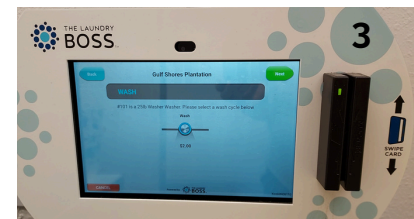
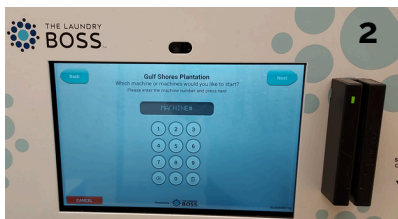
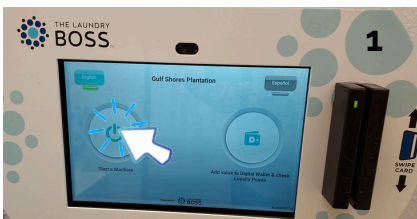


QR code

Benefit of the app is that you do not have to stand at the kiosk to complete transaction and can use your device versus carrying coins or credit card to laundry. You can also see time left on your dryer machine in the app.

- **How to use the laundry via credit card at kiosk:**

- Press Start a Machine (left side of screen)
- Enter the machine number (on top of machine you want to use) and press next on that and next screen
- Select start another machine or check out
- Select Proceed to Pay
- Select Pay with Credit Card (there is also an option as shown in #6 below to Pay with Loyalty Points or Digital Wallet from login information from app here as well)
- Swipe card once and wait for beep and authorization



# GSP Photo Opportunities

Photo by: Jodi Stanley



Come take a picture by our GSP surfboards by the West pool and our large Adirondack chair by the East pool!



# Rockin' at GSP

Bring painted rocks on your next trip to GSP to help our GSP rock garden grow!  
Please do not take rocks at this time!



**JUST  
ROCK IT**



# BEACH INFORMATION

Text "AL-BEACHES" to 888-777 to receive daily beach conditions via text message.  
<https://www.gulfshoresal.gov/1135/Leave-Only-Footprints>



## LEAVE ONLY FOOTPRINTS

**We know you love our beach!**  
Each of us is responsible for protecting and preserving it, and the cities of Gulf Shores and Orange Beach strive to provide a safe, clean, family-friendly environment for everyone visiting. To help you do your part, here are some tips for enjoying our coast responsibly, along with some rules, regulations and resources.

**Beach Rules & Regulations**  
The following are regulated by local, state or federal laws or ordinances that are enforced on our beaches. Enjoying our coastline responsibly ensures a more positive experience for you and helps ensure the safety of all our visitors and the sustainability of our natural resources.

-  Any structures or equipment left on the beach an hour after sunset will be removed and disposed of by beach patrol (except for permitted beach services).
-  Individual lodging properties and land owners may allow tents and shelters in designated areas during the day. Learn the rules for your stretch of beach.
-  **These items are not allowed on our beaches:**
  - X Glass containers
  - X Metal shovels or excessive digging
  - X Litter
  - X Tents or structures larger than 10' X 10'
  - X Overnight camping
  - X Fireworks
  - X Firearms
  - X Fires
  - X Pets
  - X Vehicles
-  Keep off the dunes. Staying off the dunes will help us to preserve our dune system and the habitat it provides. Use beach walkovers and boardwalks where provided.
-  Observe and obey the Beach Warning Flag System. (See right.) Double red flags mean the waters are closed for your safety.
-  Be respectful of private property beyond the bounds of your lodging property.

**Call 251-968-TIDE (8433) or 251-981-SURF (7873) for current surf conditions.**

### Beach Warning Flag System

-  **Low Hazard**  
Calm Conditions, Exercise Caution
-  **Medium Hazard**  
Moderate Surf and/or Currents
-  **Dangerous Marine Life**
-  **High Hazard**  
High Surf and/or Strong Currents
-  **Water Closed to the Public**

For more sustainability resources, information on updated city rules and regulations and the latest from [www.cleanisland.org](http://www.cleanisland.org). Leave only footprints!

# BEACH INFORMATION

## Alabama

<https://www.fisheries.noaa.gov/report>

### Alabama Marine Mammal Stranding Hotline

Phone: (877) WHALE-HELP (877-942-5343)



### Alabama Sea Turtle Stranding and Salvage Network Hotline

Phone: (866) SEA-TURTLE (866-732-8878)



### Dauphin Island Sea Lab

Dauphin Island, AL



## Beach Chair and/or Umbrella Rentals:

Please see <https://suncoast.ensadi.com/chair-rentals/> and choose Plantation East for property. Available March to October.

# of Days	Price*	Savings
1	\$40	
2	\$70	\$10
3	\$100	\$20
4	\$130	\$30
5	\$160	\$40
6	\$190	\$50
7	\$220	\$60
Over 7	+ \$10 per Additional Day	N/A

*Price is for one "set" which includes 2 chairs and 1 umbrella.*

*\*All prices include sales tax.*

*\*Multi-day rates apply only to consecutive days when rent is paid in full at the beginning of rental.*

*\*Prices are subject to change.*

#### Additional Info

Chair Only: \$15 per day. | Umbrella Only: \$25 per day.



# BEACH INFORMATION


## HOW TO SPOT A RIP CURRENT

- Rip currents are most prevalent when the waves crash perpendicular to the beach rather than at an angle.
- One of the easiest ways to spot a rip current is to look for gaps between the waves. A small patch of calm water surrounded by waves is often a rip current.
- Look for discolored water near the shore. Rip currents tend to drag large amounts of sand and sediment back out to sea with them, so many rip currents are easily identified by a noticeable flow of sand extending away from the shore.
- Rip currents are also common in areas near sand bars, piers, pilings and jetties.

<https://www.gulfshores.com/beach-water-activities/beaches/beach-flag-warning-system/>

Can you spot the rip?

<https://oceanservice.noaa.gov/news/apr21/rip-current-forecast.html>

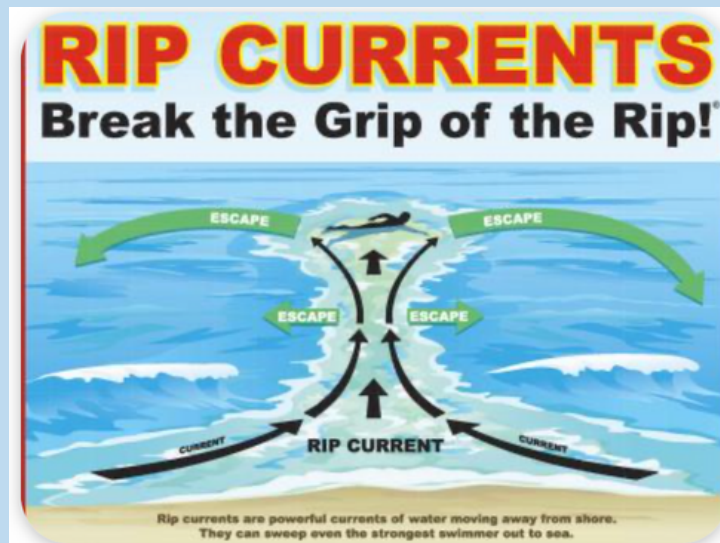


<https://www.cbc.ca/news/canada/windsor/rip-current-windsor-1.4745156>

<https://www.wtsp.com/article/news/regional/florida/pensacola-beach-florida-rip-currents/67-d3d0d279-a9c0-4ec4-91fc-8486d09cbf2b>




# BEACH INFORMATION



## HOW TO ESCAPE A RIP CURRENT


- Remain calm. Fighting the rip current can exhaust you.
- Escape the current by swimming parallel to the shoreline. When free of the current, swim at an angle—away from the current—toward shore.
- If unable to escape by swimming, float, or tread water. When the current weakens, swim at an angle away from the current toward the shore.
- If at any time you feel you will be unable to reach shore, draw attention to yourself: face the shore, call, or wave for help.
- To help someone else caught in a rip current, first call 9-1-1 for assistance, then seek help from a lifeguard. If a lifeguard is not present, yell instructions on how to escape or throw the victim something that floats.

<https://www.gulfshores.com/beach-water-activities/beaches/beach-flag-warning-system/>



## Rip Currents: Key Points

### Identify a Rip Current



CARRIS BREWSTER

A rip current is a powerful channel of water that moves away from the beach


Rip currents are often found in areas where waves are \*not\* breaking

Look for a line of foam, seaweed, or debris moving away from the shoreline

### Know the Flags


Flag	Meaning
Red	Water Closed to Public
Red with white border	High Hazard High Surf &/or Strong Currents
Yellow	Medium Hazard Moderate Surf &/or Currents
Green	Low Hazard Calm Conditions Exercise Caution
Blue	Dangerous Marine Life

Absence of Flags Does NOT Assure Safe Waters



Beachbound?  
Visit [weather.gov/beach](https://www.weather.gov/beach)  
for the current beach forecast

### Survive a Rip Current



Don't swim against the rip current!




Escape


Rip Current

Do not panic - Yell and wave for help

Never attempt to swim against the rip current - instead, swim out of the current (parallel to the beach)

If you cannot escape the rip current - FLOAT

   National Weather Service

 [weather.gov/beach](https://www.weather.gov/beach)

<https://www.wsfa.com/2022/03/24/gulf-shores-lifeguards-offer-life-saving-rip-currant-advice-beachgoers/>



# BEACH INFORMATION

Swimming in the Gulf is much different than swimming in a pool. It is important to respect the strength of the sea and the marine life that lives there.

- ALWAYS check surf and weather conditions before heading to the beach and observe beach flags.
- Never swim alone. Always stay in groups. Don't wander too far from shore.
- Don't swim near piers, pilings, and platforms. Exercise caution when swimming in areas between sandbars or near steep drop-offs.
- Do not swim in areas being used by fishermen. Avoid swimming in areas where schools of fish are present. Diving seabirds are good indicators of areas to avoid.
- Alcohol and swimming do not mix.
- Use extra caution when water is murky. Avoid being in the water during dusk, nighttime, or twilight hours.
- Avoid wearing shiny jewelry and clothing.
- Stay informed of local weather and beach conditions.

<https://www.gulfshores.com/beach-water-activities/beaches/beach-flag-warning-system/>



## 1. Get Out of the Water

## 2. Stop the Stinging

- Rinse the area with vinegar for at least 30 seconds.
- Remove tentacles with a pair of tweezers.
- After you remove the tentacles, soak the affected area in hot water (104-113 F or 40-45 C) for at least 20 minutes. If you don't have a thermometer, make sure the water is hot but not scalding. A hot shower is OK if that's easier than soaking. Stay in the water for 20 to 45 minutes.
- These treatments are based on research done in the Indo-Pacific areas and may not work for all stings.

## 3. Treat Discomfort

- Use mild hydrocortisone cream or an oral antihistamine to relieve itching and swelling.

## 4. Follow Up

For less severe stings:

- Use ice packs or over-the-counter pain relievers or antihistamines for welts.
- Clean open sores three times a day and apply antibiotic ointment. Bandage if needed.

Call 911 if:

- The person displays signs of a severe allergic reaction
- The sting is from a box jellyfish.
- The sting covers more than half an arm or leg.

<https://www.webmd.com/first-aid/jellyfish-stings-treatment>

# SEA TURTLE NESTING SEASON

Please remember that May 1-October 31st is Sea Turtle Nesting Season.

Sea turtles live in a variety of habitats, and these can change over time for many reasons including their life cycle stage, weather, and human interaction. Their diverse habitats include:

- Beaches: female sea turtles lay eggs in nests on sandy beaches. After incubating for about 2 months, the eggs hatch and baby turtles make their way to the ocean
- Open ocean: juveniles grow up in rafts of sargassum seaweed which provide food
- Coastal waters: loggerheads, Kemp's ridleys, and green sea turtles feed in estuaries and other shallow coastal waters
- Reefs: loggerheads rely on deep offshore reefs for food

If you encounter a sea turtle, be sure to admire from a distance of at least 50 yards as recommended by NOAA's viewing guidelines: [https://www.fisheries.noaa.gov/topic/marine-life-viewing-guidelines?fbclid=IwAR1JVBu7lasc9mAGzKQ\\_v-6eXQEJ3VpVWYrKk5T8rmR8dny4LofCo5ZwbUo](https://www.fisheries.noaa.gov/topic/marine-life-viewing-guidelines?fbclid=IwAR1JVBu7lasc9mAGzKQ_v-6eXQEJ3VpVWYrKk5T8rmR8dny4LofCo5ZwbUo)

Please report nesting, injured or deceased sea turtles using the Alabama Sea Turtle Hotline: 1-866-SEA TURT (1-866-732-8878)

Alabama Marine Resource Division: [https://m.facebook.com/story.php?story\\_fbid=pfbid034WpTk4agrDBMLjewMrPo6oRENBxnV9GaE7oLPeSYMmMTfkojNBrkWdJfWuxhZi5El&id=100064757944359&mibextid=Nif5oz](https://m.facebook.com/story.php?story_fbid=pfbid034WpTk4agrDBMLjewMrPo6oRENBxnV9GaE7oLPeSYMmMTfkojNBrkWdJfWuxhZi5El&id=100064757944359&mibextid=Nif5oz)



Three species of sea turtles nest on Alabama's Gulf Coast: Loggerhead, Kemp's Ridley, and Green sea turtles. Our most common nesting sea turtle here in Gulf Shores is the Loggerhead. At night, female Loggerheads will emerge from the Gulf to lay about 120 eggs in their nest and then return to the water. Baby sea turtles grow inside these eggs, and once they are all ready, they hatch and crawl out of their nest together. Just like their mama, Loggerhead turtles prefer nighttime, so they leave their nest, follow the light reflecting off the water from the moon, and crawl towards the Gulf in the dark. It is important we help protect these sea turtles by doing the following:



Avoid using flashlights or flash photography on the beach at night. If you do use a light at night, please use red filter lights.



Turn off outside patio lights and shield indoor lights from shining onto the beach at night.



Do not disturb sea turtle nests.



Keep your distance (at least 30 feet) from adult turtles that come onto the beach to nest.



Leave sea turtle tracks undisturbed.



Leave Only Footprints! Do not leave beach gear, holes, or trash on the beach.



For more information, visit <https://www.joinacf.org/stb?fbclid=IwAR1I2OaNxV8nSDM3FoJuD8kB2HYdb2UNGtQcYuc5kyY2-8GnKXd4PvSZwDQ>.



City of Gulf Shores - Municipal Government: [https://m.facebook.com/story.php?story\\_fbid=pfbid0NjYC8kqQTYHXv2xRCsy2C76MMWUgF3GNKuLpx8BSLhpMAnTpmzvw9prEVRv5Qd1el&id=100064672842098&sfnsn=mo&mibextid=RUBZ1f](https://m.facebook.com/story.php?story_fbid=pfbid0NjYC8kqQTYHXv2xRCsy2C76MMWUgF3GNKuLpx8BSLhpMAnTpmzvw9prEVRv5Qd1el&id=100064672842098&sfnsn=mo&mibextid=RUBZ1f)

# LOCAL EVENTS & ATTRACTIONS

Events are subject to change. Please refer to website links for most up to date information. Events and attractions are at your own risk and are not affiliated with Gulf Shores Plantation Phase 1.

## Local Information Sites:

<https://www.gulfshores.com/events-calendar/>

<https://www.florabama.com/annual-events/>

[https://visitowa.com/?utm\\_source=Yext](https://visitowa.com/?utm_source=Yext)

<https://www.gulfshoresal.gov/>

<https://www.obawebsite.com>

<https://gulfcoastmedia.com>


**The Blue Angels occasionally fly by our beach.**

[https://www.obawebsite.com/blue-angels--schedule?](https://www.obawebsite.com/blue-angels--schedule?fbclid=IwAR1C5-KlmwdmATzF6H7ivm0hphwaA5sSj6DVXB4dSSE2Qha0InM3SsICxLw)

[fbclid=IwAR1C5-](https://www.obawebsite.com/blue-angels--schedule?fbclid=IwAR1C5-KlmwdmATzF6H7ivm0hphwaA5sSj6DVXB4dSSE2Qha0InM3SsICxLw)

[KlmwdmATzF6H7ivm0hphwaA5sS](https://www.obawebsite.com/blue-angels--schedule?fbclid=IwAR1C5-KlmwdmATzF6H7ivm0hphwaA5sSj6DVXB4dSSE2Qha0InM3SsICxLw)

[j6DVXB4dSSE2Qha0InM3SsICxLw](https://www.obawebsite.com/blue-angels--schedule?fbclid=IwAR1C5-KlmwdmATzF6H7ivm0hphwaA5sSj6DVXB4dSSE2Qha0InM3SsICxLw)



## Fort Morgan Historic Site

Each day 8AM-4:30 PM -

<http://www.fort-morgan.org/>

<https://ahc.alabama.gov/properties/ftmorgan/ftmorgan.aspx>

# LOCAL EVENTS & ATTRACTIONS



## Mobile Bay Ferry

Fort Morgan Loading Dock:  
110 AL-180, Gulf Shores, AL 36542  
<https://mobilebayferry.com/schedule/>

## The Rachel

<https://mobilebaymag.com/the-true-story-of-the-rachel/>



## Pine Beach Trail @ Bon Secour National Wildlife Refuge

<https://www.fws.gov/refuge/bon-secour>  
<https://www.alltrails.com/trail/us/alabama/pine-beach-trail>

**GULF STATE PARK PIER** \*Hours are subject to change\*  
**Fishing and Sightseeing Hours:** 7 days a week, 24 hours a day  
Staff are on site Daily from 6:00 AM to 6:00 PM.  
To pay fishing and sightseeing fees, an honor box system is in place when staff are not on site.  
**Concessionaire Hours:** Daily: 6:00 AM to 5:30 PM  
The concessionaire windows at the Pier offers snacks, to-go food, and drinks for purchase.  
**Bait and Tackle Shop Hours:** Daily: 7:00 AM to 4:00 PM  
**ByWater Beachside Beach Bar & Grill**  
Visit ByWater Beachside Beach Bar & Grill at the Pier to enjoy a great meal, with the best view on the coast! Along with delicious food, you'll have the chance to show your talent and have fun at their weekly karaoke nights!  
Open Daily!  
Saturday to Thursday: 11:00 AM to 7:00 PM  
Fridays: 11:00 AM to 10:00 PM



## Gulf State Park & Pier

<https://www.alapark.com/parks/gulf-state-park>  
<https://www.alapark.com/parks/gulf-state-park/fishing-and-education-pier>



# LOCAL EVENTS & ATTRACTIONS



## Gulf Park Zoo

<https://www.alabamagulfcoastzoo.com/>

## Dinosaurs in the Woods, Bamahenge and More!

<https://nohomejustroam.com/visiting-dinosaurs-in-the-woods-elberta-alabama/>



## Waterville USA-Waterpark & Amusement Park

<https://watervilleusa.com/>

## The Factory

<https://thefactorygulfshores.com>




## The Track

<https://funatthetrack.com/pages/gulf-shores-location>

## The Village Lawn at the Beach Club

<https://thebeachclub.spectrumresorts.com/dining/the-village-lawn-2/#gsc.tab=0>



# LOCAL EVENTS & ATTRACTIONS



<https://www.gulfshores.com/things-to-do/nightlife-bars/live-music/>



<https://www.florabama.com/live-music>



<https://alwharf.com/events>



Summer Music at Meyer Park concert series. These FREE concerts begin at 6 p.m. and take place at Meyer Park in Gulf Shores – 400 E 22nd Ave.



Tacky Jacks 2 Fort Morgan:

<https://www.tackyjacks.com/fmevents-1>

Tacky Jacks Gulf Shores:

<https://www.tackyjacks.com/events>

<https://www.facebook.com/tackyjacksgulfshores/events>

Tacky Jacks Grill & Tavern Orange Beach:

<https://www.facebook.com/tackyjacksorangebeach/events>



The Cove Bar & Grill: <https://covebargrill.com/happenings/>

<https://www.facebook.com/TheCoveGS/>

# LOCAL BIRDING



<https://alabamabirdingtrails.com/trails/coastal/>

<https://www.outdooralabama.com/birds/shorebirds>



<https://www.gulfshores.com/things-to-do/outdoor-activities/birding/>

<https://www.alapark.com/parks/gulf-state-park/birding>





# LOCAL FISHING



<https://www.outdooralabama.com/fishing>

<https://www.outdooralabama.com/fishing/saltwater-recreational-size-creel-limits>



<https://www.alapark.com/parks/gulf-state-park/fishing>

<https://www.obawebsite.com/oba-events>



- **Pier Fishing-**

<https://www.gulfshores.com/blog/things-to-do/fishing/whats-biting-fall-pier-fishing/>

- **Fishing Charters & Tours-**

<https://www.gulfshores.com/things-to-do/fishing/>

- **Fishing Seasons-**

<https://www.gulfshores.com/fishing/fishing-seasons/>

- **Find cook your catch restaurants-**

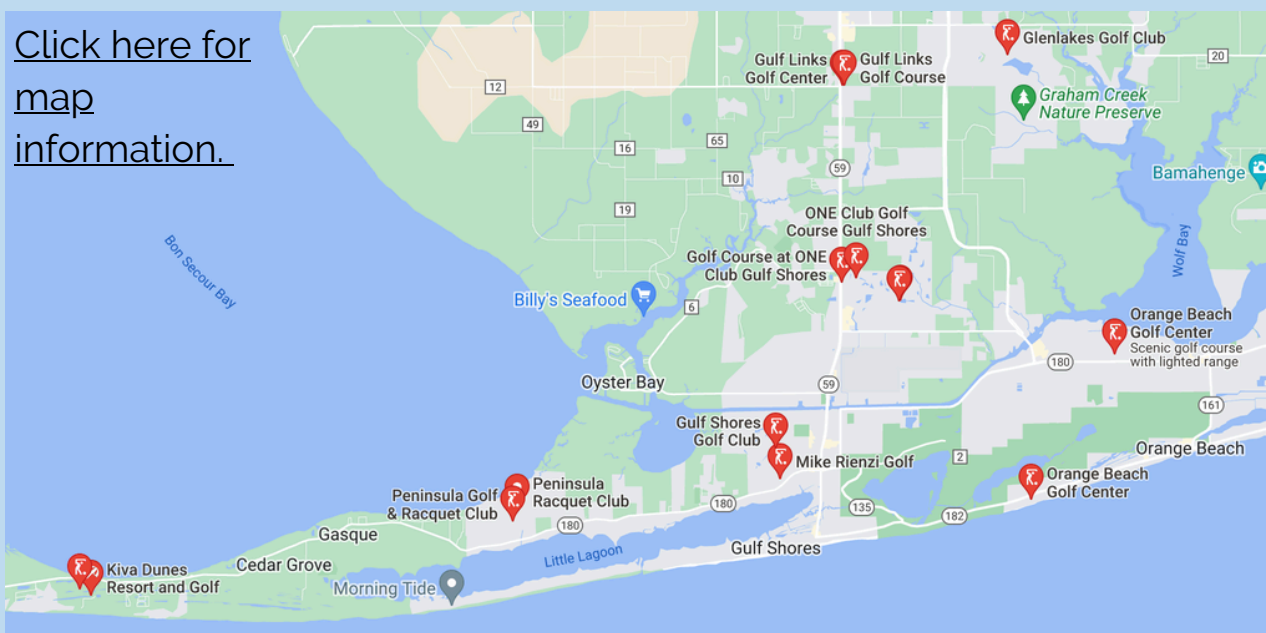
<https://www.gulfshores.com/restaurants/cook-your-catch/>

# GOLF NEAR GSP



- **Kiva Dunes**- <https://www.kivadunes.com/golf-at-kiva-dunes/>
- **Peninsula**- <https://peninsulagolfclub.com/golf/>
- **Gulf Shores Golf Club**- <https://www.gulfshoresgolfclub.com>
- **Craft Farms Golf Club**- <https://craftfarms.com/golf/>
- **ONE Club**- <https://oneclubgulfshores.com/golf-at-one-club/>
- **Orange Beach Golf Center**- <https://www.orangebeachal.gov/238/Golf-Center>
- **Gulf Links**- <https://gulflinksgolf.com>
- **GlenLakes Golf Club**- <https://www.glenlakesgolf.com>

[Click here for map information.](#)



# FORT MORGAN EATS & TREATS



**Selah Fort Morgan** - 📞 251-424-7235

🌐 <https://www.selahfortmorgan.com>

## **Tacky Jacks 2 Fort Morgan -**



🌐 <https://www.tackyjacks.com/locations-fm>

📘 <https://www.facebook.com/tackyjacksfortmorgan/>

📞 251-968-8341

## **Sassy Bass locations in Fort Morgan -**



🌐 <https://www.sassybass.com/island-grill/>

📞 251-923-3122



🌐 <https://www.sassybass.com/amazin-grill/>

📞 251-975-1010



🌐 <https://www.sassybass.com/cookout-tiki-bar/>

📞 251-284-0221

## **Kiva Grill-**



🌐 <https://kivadunesgrill.com/>

📞 251-540-7211

## **Peninsula Restaurant & Grill-**



🌐 <https://www.peninsulagolfclub.com/restaurants-events/>

📞 251-968-8009

**JESSE'S  
RESTAURANT**

Jesse's on the Bay is at 1631 Crosswinds Court in Gulf Shores, Ala. For reservations, call 251-965-3827. For more information, go [here](#).



# GROCERY & CONVENIENCE STORES


## ***Instacart Rouses, Publix, Target & Winn-Dixie-***

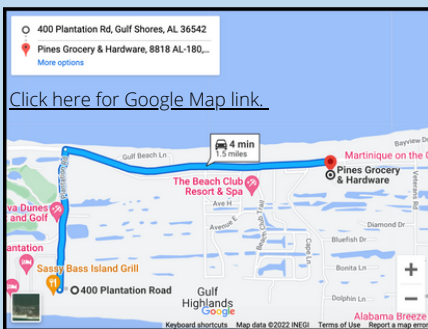
 <https://www.instacart.com/store/hub/grocery>



### **Dollar General -**


 9704 AL-180, Gulf Shores, AL 36542

 (251) 272-5670




### **Pines Grocery & Hardware -**


 8818 AL-180, Gulf Shores, AL 36542

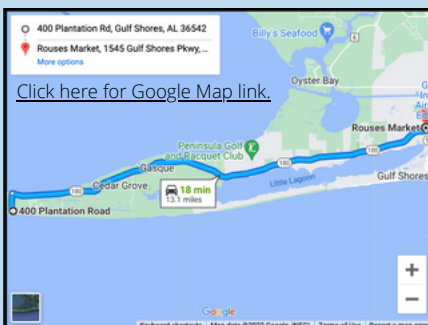
 (251) 540-2241



### **Sassy Bass Market Place -**


 5160 AL-180 suite b, Gulf Shores, AL 36542

 (251)-975-1010 ext. 2



### **Rouses -**


 1545 Gulf Shores Pkwy, Gulf Shores, AL 36542

 (251) 948-4715



### **Walmart -**

 170 E Fort Morgan Rd, Gulf Shores, AL 36542

 (251) 968-5871

# LOCAL MEDICAL CARE

## Baldwin Health Primary and Urgent Care - Gulf Shores

Open 8 a.m. - 8 p.m., daily



101 East 15th Avenue | Highway 59 Gulf Shores, AL 36542



(251) 962-1250



<https://www.baldwinhealth.com/urgent-care-locations>

## Baldwin Health



1613 N. McKenzie Street, Foley, AL 36535



(251) 949-3400



<https://www.baldwinhealth.com/emergency-departments>

## Baldwin Health Freestanding Emergency Department



3590 Gulf Shores Pkwy, Gulf Shores, AL 36542



(251) 949-3400



<https://www.baldwinhealth.com/baldwin-health-freestanding-emergency-department>

**If an emergency, call 9-1-1.**